



AEC ITALY CATALOG 2023



WWW.AECUPS.COM



UPS SERIES IST 3-J



1:1

Power from 1kVA to 10kVA



kW = kVA

96%
Efficiency

UPS RACK 19" ONLINE DOUBLE CONVERSION

The IST3-J single-phase UPS (1-10kVA) are AEC's **double conversion online UPS** range and are **rack UPS** with powers from 1kVA up to 10kVA. The UPS IST3-J series adopts the most innovative **IGBT technologies**, ensuring efficiency up to 96% and a unitary output power factor.

The UPS are available in models with **internal batteries** or combined with external battery rack cabinets for longer autonomy. Our 1kVA, 2kVA and 3kVA models have the **hot-swappable battery pack** which facilitates quick replacement. The 6kVA and 10kVA models have the advantage of occupying only 2U. The **USB card** is included and the UPS are covered by a 3 year warranty.

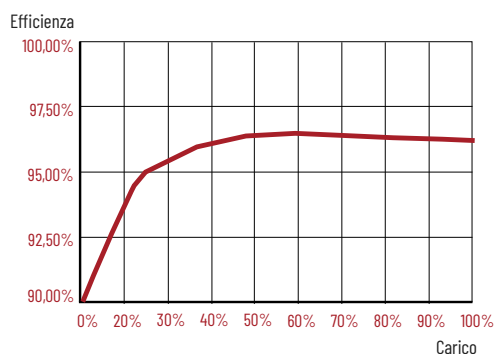
UPS ONLINE RACK 19"

PRINCIPALS FEATURES

EXCELLENT PERFORMANCE

- Output power factor equal to 1 for a better load capacity at the same power with lower and more convenient initial investment costs;

- Efficiency AC\AC up to 96%;



- Small size and dustproof front design with LCD display;
- Wide input tolerance, compatible with diesel generators;

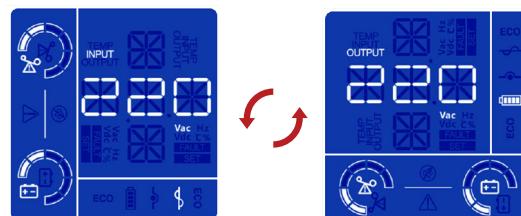
- Small footprint of only 2U even for 6 and 10kVA models;
- Possibility of installation in 19-inch rack or tower;
- Advanced DSP digital control technology for precise and rapid data processing;
- Detection and warning of faults to ensure the safety of the device, also monitoring the internal temperature of the UPS;
- Intelligent fans with high efficiency cooling, multiple modes to control their speed, extend their life and improve their efficiency.



Automatic fan control

STANDARD E COMMUNICATIONS

- Large rotary HD LCD screen, graphic interface and simplified display for an improved and user-friendly user experience;



- Output 208/220/230/240 Vac, 50 / 60Hz voltage, configurable from on-site display;

- ECO mode configurable from on-site display;

- 16 \ 17 \ 18 \ 19 \ 20 battery configuration via RS232 port (6-10kVA);

- RS232 and USB communication ports equipped with user manual, cable and CD for software;

- Maintenance bypass rack module (optional);

- SNMP network card for remote control and monitoring (optional);

- NC \ NO dry contact card for alarms (optional).



WARRANTY

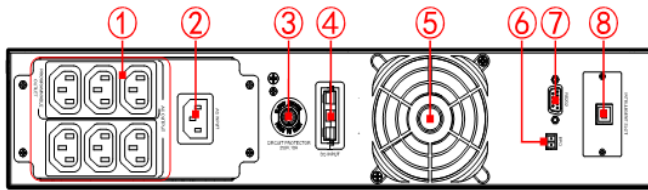


ASSISTANCE

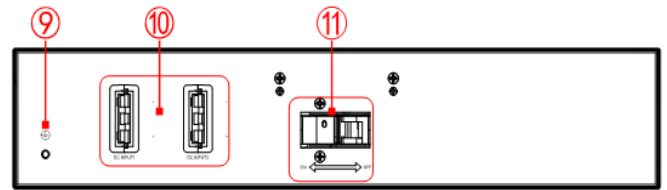


SUPPORT

IST3-J 1 KVA



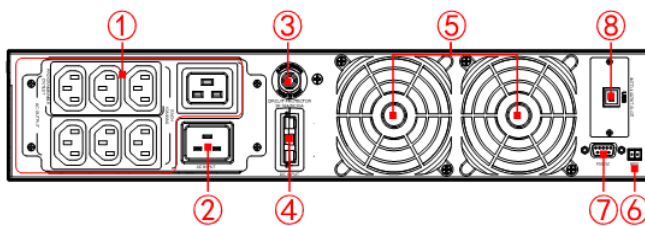
UPS



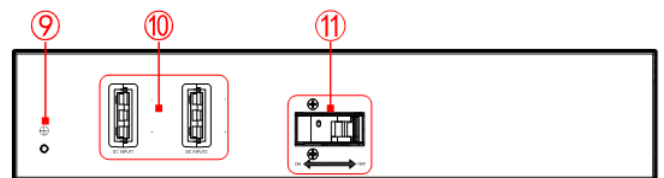
Battery box (optional)

- | | |
|----------------------------|------------------------------|
| 1. OUTPUT SOCKET; | 7. RS232 COMMUNICATION PORT; |
| 2. MAINS INPUT SOCKET; | 8. INTELLIGENT SLOT; |
| 3. OVER-CURRENT PROTECTOR; | 9. BATTERY GROUNDING PORT; |
| 4. EXTERNAL BATTERY PORT; | 10. BATTERY INPUT; |
| 5. COOLING FAN; | 11. BATTERY BREAKER. |
| 6. EPO CONNECTOR; | |

IST3-J 2-3 KVA



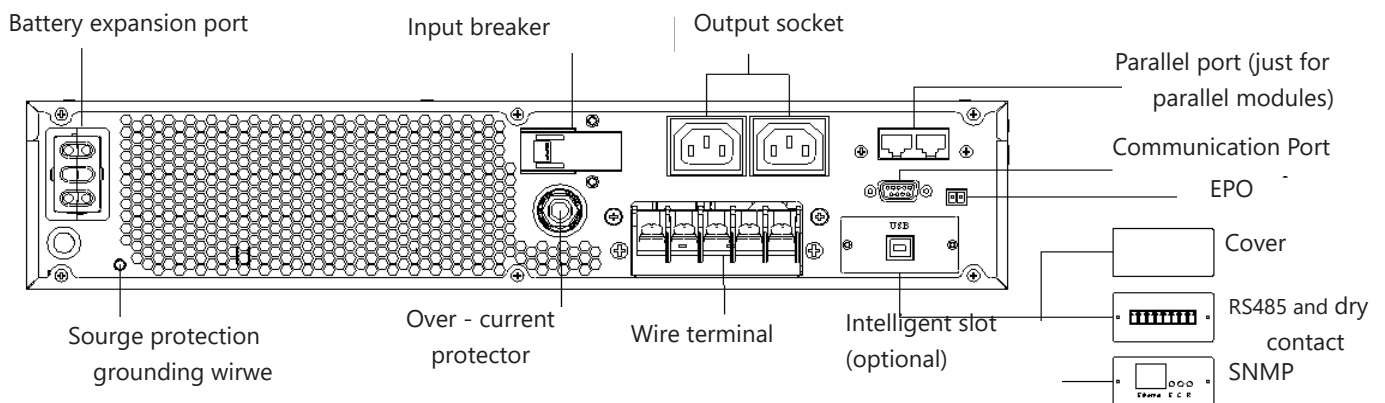
UPS



Battery box (optional)

- | | |
|----------------------------|------------------------------|
| 1. OUTPUT SOCKET; | 7. RS232 COMMUNICATION PORT; |
| 2. MAINS INPUT SOCKET; | 8. INTELLIGENT SLOT; |
| 3. OVER-CURRENT PROTECTOR; | 9. BATTERY GROUNDING PORT; |
| 4. EXTERNAL BATTERY PORT; | 10. BATTERY INPUT; |
| 5. COOLING FAN; | 11. BATTERY BREAKER. |
| 6. EPO CONNECTOR; | |

IST3-J 6-10 KVA



TECHNICAL SPECIFICATIONS

MODELS	IST3J-1-3X9 IST3J-1	IST3J-2-4X9 IST3J-2	IST3J-3-6X9 IST3J-3	IST3J-6-16X9 IST3J-6	IST3J-10-16X9 IST3J-10
INPUT					
VOLTAGE (VAC)	120~295			80~275	
FREQUENCY (HZ)	50/60± 10% (50/60Hz Automatic regulation)				
POWER FACTOR	≥0.99				
THDi	<5%				
OUTPUT					
POWER (VA)	1000	2000	3000	6000	10000
MAX. AC/AC EFFICIENCY	92.00%	92.5%	93.3%	96%	
POWER FACTOR	1				
VOLTAGE (VAC)	208/220/230/240±1% (configurable from Display)				
FREQUENCY (HZ)	50/60±0.2% (battery mode)				
THD	THD <2% (linear loads) THD < 5% (non-linear loads)			THD <1% (linear loads) THD < 4% (non-linear loads)	
SWITCHING TIME (MS)	0				
BATTERIES					
VOLTAGE (VDC)	36	48	72	192~240	
QUANTITY	3× 9AH 12V	4× 9AH 12V	6× 9AH 12V	16× 9AH 12V (16~20 configurable)	
MAX. CHARGING CURRENT (A)	1-4	1-4	1-4	1/1-8 (configurable)	
OTHER SPECIFICATIONS					
COMMUNICATIONS	RS232+EP0+USB (slot) (SNMP, RS485+ optional dry contact card)				
LCD DISPLAY	Voltage and Frequency input/output, Load level protected, State charge of the batteries, Temperature, UPS operation and Block/Fault				
ALARMS	Low batteries, Abnormal Input, Overload, Block/Fault, ecc.				
PROTECTION	Low batteries, Overload, Short-circuit, Over-temperature, ecc.				
NOISE (DB)	< 50		< 55		
TEMPERATURE (°C)	-5~40				
HUMIDITY	0 ~ 95%				
DIMENSIONS (L×W×H)	438×413×2U	438×570×2U		438×500×2U (UPS)+ 438×500×3U (Batt. pack)	
WEIGHT (KG)	11	19.8	24.8	10.6+45/10.6	12.2+45/12.2
STANDARDS AND CERTIFICATIONS	CE (Reference standards: Safety IEC EN 62040-1; EMC IEC EN 62040-2; Classification IEC EN 62040-3)				

ALL INFORMATION IS INDICATIVE, MAY BE MODIFIED BY AEC AT ANY TIME AND DOES NOT CONSTITUTE CONTRACTUAL OBLIGATIONS.

YOUTUBE VIDEO TUTORIAL



ASSISTANCE 24\7 ON ALL SOCIAL NETWORK





CONTACTS

Main office

+39 02 94158991

Mobile\WhatsApp

+39 3715547475

Web & Email

www.aecups.com

info@aecups.com

Head office address

Via Nerviano 55, 20045

Lainate, MI

Italia